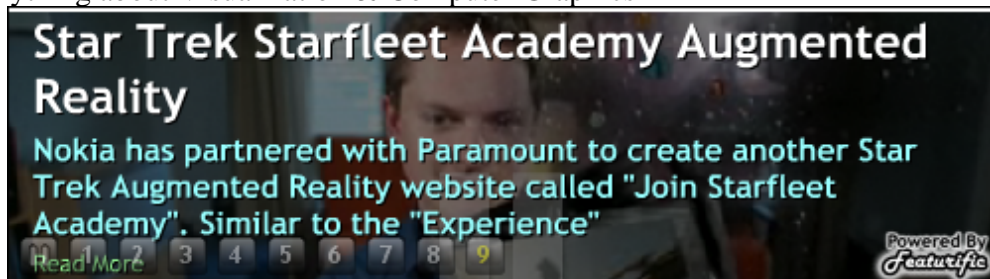




## [VizWorld.com](http://www.vizworld.com)

Covering everything about Visualization & Computer Graphics



- [Home](#)
- [Graphics](#)
- [Hardware](#)
- [Science](#)
- [Website](#)
  - [About](#)
  - [Contributions](#)
  - [Podcast](#)
- [Calendar](#)
- [Forum](#)
- 

Switcher

[Home](#) > [Science](#) > Art And Technology Of Science Visualizations - May 18th, Stanford University

## Art And Technology Of Science Visualizations - May 18th, Stanford University

May 13th, 2009

[Goto comments](#) [Leave a comment](#)

Stanford University will be hosting the “Art and Technology of Science Visualizations” exhibit at Wallenberg Hall on May 18th. It will highlight the growing genre of science maps based on large scale datasets.

*Places & Spaces* highlights the rapidly growing genre of science maps based on large scale data sets. “The art, science and understanding of visualization technologies and their application have enabled new insights about complex issues to be shared with broad communities,” states Media X Executive Director Charles House. “This new exhibit has turned Wallenberg Hall into a gallery setting that complements the world class visualization work on the Stanford campus in campus labs such as the Human Computer Interaction Lab (HCI) and the Spatial History Project.

It consists of both the physical exhibition and an online counterpart at <http://www.scimaps.org> . Every year 10 new maps are added to the exhibit, resulting in 100 maps by 2014. This is the fifth year. See the full press release after the break.

## **FOR IMMEDIATE RELEASE**

May 8, 2009

**Contact:** Martha Russell, Associate Director, Media X at Stanford University: 650-723-1616. [martha.russell@stanford.edu](mailto:martha.russell@stanford.edu),

### **Art And Technology Of Science Visualizations Celebrated On May 18<sup>th</sup> At Wallenberg Hall By Media X At Stanford University**

STANFORD, CALIFORNIA, May 8, 2009 — Media X at Stanford University is pleased to announce that the broadly praised international exhibition, *Places & Spaces – Mapping Science*, will be exhibited in Wallenberg Hall from April 20 to December 31, 2009 with a seminar, an opening reception, discussion and tour on Monday May 18<sup>th</sup> from 4 pm to 6:30 pm.

*Places & Spaces* highlights the rapidly growing genre of science maps based on large scale data sets. “The art, science and understanding of visualization technologies and their application have enabled new insights about complex issues to be shared with broad communities,” states Media X Executive Director Charles House. “This new exhibit has turned Wallenberg Hall into a gallery setting that complements the world class visualization work on the Stanford campus in campus labs such as the Human Computer Interaction Lab (HCI) and the Spatial History Project.” <http://hci.stanford.edu/people/>  
<http://spatialhistory.stanford.edu/>

Curated by Dr. Katy Börner, director of the Cyberinfrastructure for Network Science Center at Indiana University and her colleague, Elisha F. Hardy, *Places & Spaces* was created to inspire cross-disciplinary discussion on how best to track and communicate human activity and scientific progress on a global scale. According to Börner “This exhibit introduces people to the power of maps to navigate physical spaces as well as abstract spaces of our collective scholarly knowledge.”

The exhibition has two components. The physical component allows close visual inspection through high-quality prints. The online counterpart at <http://scimaps.org/> provides links to a selected series of maps and their makers along with detailed explanations of why these maps work.

Each year 10 new maps are added, which will result in 100 maps total by 2014. Marking its

fifth year traveling around the world, the 40 maps will be joined by the “Fifth Iteration” of the *Places & Spaces* exhibit. Media X at Stanford University is proud to sponsor and debut 10 new maps based on this year’s theme, “Science Maps for Science Policy Makers,” on May 18.

Media X will host a reception and tour of the *Places & Spaces* exhibition in Wallenberg Hall from 5 pm to 6:30 pm, immediately following a seminar on *Visualization Convergence for Collective, Connective and Distributed Intelligence* by Bonnie DeVarco, Media X Distinguished Visiting Scholar. The seminar is part of the 2009 Media X Sun Microsystems Spring Seminar Series, [http://mediax.stanford.edu/spring09\\_seminar\\_series.html](http://mediax.stanford.edu/spring09_seminar_series.html) Both the seminar and the reception are open to the Stanford academic community and the general public.

The reception will include a description by Stanford Computer Science Assistant Professor Jeffrey Heer of new visualization initiatives underway at Stanford, and his graduate students will present excerpts of their exciting new work in data visualization in a featured poster session.

Live teleconferences with Dr. Börner and several of the mapmakers themselves will introduce the new iteration, “Science Maps for Science Policy Makers.” The physical exhibit is open to the public Monday through Friday from 8:00 am until 8:00 pm. The full schedule of Media X Spring Seminars and workshops offered in the Summer Institute at Wallenberg Hall can be seen here: <http://mediax.stanford.edu/WSI/schedule.html>.

#### Relevant Web URLs:

- Media X <http://mediax.stanford.edu>
- Places & Spaces Exhibition <http://www.scimaps.org>

#### About Media X

Media X is a membership program of the HSTAR Institute – Human Sciences Technology Advanced Research – at Stanford University. Programs and activities of Media X bridge academic and industrial research at the intersection of people and information technologies. The Wallenberg Learning Center is the premiere international teaching facility on the Stanford campus. Housed in the Main Quad, it is equipped with multiple high-tech classrooms and lecture halls.

Directions to Wallenberg Hall: <http://wallenberg.stanford.edu/top/location.html>

#### Share and Enjoy:





- 
- 
- 
- 
- 
- 

Related posts:

1. [VizaGoGo Exhibition This week](#)
2. [NCSA Sponsors Panel, Showcases Visualizations at AAAS](#)
3. [From deep space to deep freeze, IU Data Capacitor, Lustre WAN and TeraGrid enable collaborative science: IU News Room: Indiana University](#)
4. [CASE STUDY: University of Siegen 3D Lab](#)
5. [University of Victoria received \\$700k for Research](#)

[Science exhibition](#)

<p><b>Stanford Ponzi Scheme</b>          Leading securities law firm assists defrauded investors. Free review.  </p>	<p><b>Computer Science Degree</b>          UAT: Bachelor Computer Science Develop, Design, Create  </p>
---	--

[Comments \(0\)](#) [Trackbacks \(0\)](#) [Leave a comment](#) [Trackback](#)

1. No comments yet.
1. No trackbacks yet.

Name (required)

E-Mail (will not be published) (required)

Website

Leave a verified comment using 

[Subscribe to comments feed](#)

Additional comments powered by [BackType](#)

[Panasonic, Sumitomo teaming on OLED TVs](#) [Adobe Artists Website showcases CS4 Work](#)  
[RSS feed](#)

- [Google](#)
- [Youdao](#)
- [Xian Guo](#)
- [Zhua Xia](#)
- [My Yahoo!](#)
- [newsgator](#)
- [Bloglines](#)
- [iNezha](#)

[G.A.E. Ltd is proud to sponsor VizWorld](#)

**Computer Science Degree**

UAT: Bachelor Computer Science  
Develop, Design, Create  
[www.UAT.edu/Majors](http://www.UAT.edu/Majors)

**Stanford Ponzi Scheme**

Leading securities law firm assists  
defrauded investors. Free review.  
[www.LieffCabraserSecurities.com](http://www.LieffCabraserSecurities.com)

**Stanford University**

Buy Direct from HP and Save on PCs and  
Printers for your School!  
[www.shopping.hp.com/student](http://www.shopping.hp.com/student)



Ads by Google

## Recent Podcasts

So long SGI



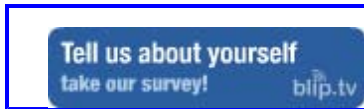
[Full Size and links](#)

## Podcast

Check out the [VizWorld weekly Podcast!](#)

- [Quicktime Video](#)
- [Audio Only](#)
- Or [Online](#).





## Contact us

Get updates via twitter from [@VizWorld](#).


Got an idea for a story? Drop us a line at [tips@vizworld.com](mailto:tips@vizworld.com) or [with this form](#).

## Most Popular Posts

- [Bank Stress Test Results Interactive Chart](#)  
1 comment(s) | posted on May, 11
- [A look at the nvidia gt300 architecture](#)  
1 comment(s) | posted on May, 14
- [More SGI Case Proceedings...](#)  
0 comment(s) | posted on May, 13
- [Powercolor's ATI Radeon HD 4770 512MB GDDR5 AGP Graphics Card](#)  
0 comment(s) | posted on May, 13
- [Star Trek Starfleet Academy Augmented Reality](#)  
1 comment(s) | posted on May, 12

## Tags

[3d](#) [3dsmax](#) [amd](#) [animation](#) [ati](#) [augmented reality](#) [autodesk](#) [biomed](#) [commercial](#) [conference](#) [contest](#) [cuda](#) [display](#) [education](#)  
[flash](#) [forum](#) [gdc](#) [google](#) [government](#) [gpgpu](#) [infographic](#) [infovis](#) [intel](#) [interview](#) [lcd](#) [maya](#) [microsoft](#) [military](#) [movie](#) [nab](#) [nvidia](#)  
[opengl](#) [photoshop](#) [Podcast](#) [rackable](#) [sgi](#) [sgi-bts](#) [siggraph](#) [software](#) [tesla](#) [tutorial](#) [twitter](#) [vfx](#) [workshop](#) [zbrush](#)



## Recent Comments

- [What is a good computer program for animation? | Pc Budget Mart](#) on [SIGGRAPH 2009 CAF Nominees Announced](#)
- [VizWorld](#) on [ACQUINE: Aesthetic Quality Inference Engine](#)
- [VizWorld](#) on [ACQUINE: Aesthetic Quality Inference Engine](#)
- [craftsstuff](#) on [CGWorkshop: ZBrush - Sculpting Digital Characters](#)
- [VizWorld](#) on [The Making of Kung Fu Panda](#)

## Forum Last 5 Discussions

- [VizWorld Contest Ideas](#)  
Last Post By: Yeraze  
Inside: [Suggestions](#)
- [The VizWorld Podcast](#)  
Last Post By: Yeraze  
Inside: [Suggestions](#)
- [What are we Missing?](#)  
Last Post By: Yeraze  
Inside: [Suggestions](#)
- [College Planning Seminar](#)  
Last Post By: nancymoore2009  
Inside: [VizWorld](#)
- [What's your preferred Render Engine?](#)  
Last Post By: Yeraze  
Inside: [Animation Software](#)

[Top WordPress](#)

Copyright © 2008-2009 VizWorld.com

Theme by [mg12](#). Valid [XHTML 1.1](#) and [CSS 3](#).

☺

