

Peter A. Hook
Indiana University
School of Library and Information Science
1320 S. 10th St.
Bloomington, IN 47405 USA
pahook@indiana.edu



The United States Supreme Court: Visualizations and Metrics (60 Years of Data)



Cases With West Topics Per Month Per Court

Court	Topic	Count
Warren	Abortion	15
Warren	Capital Punishment	12
Warren	Freedom of Speech	10
Warren	Privacy	8
Warren	Equal Protection	7
Warren	Due Process	6
Warren	First Amendment	5
Warren	Fourth Amendment	4
Warren	Seventh Amendment	3
Warren	Tenth Amendment	2
Warren	Eleventh Amendment	1
Warren	Twelfth Amendment	1
Warren	Thirteenth Amendment	1
Warren	Fourteenth Amendment	1
Warren	Fifteenth Amendment	1
Warren	Sixteenth Amendment	1
Warren	Seventeenth Amendment	1
Warren	Eighteenth Amendment	1
Warren	Nineteenth Amendment	1
Warren	Twentieth Amendment	1
Warren	Twenty-first Amendment	1
Warren	Twenty-second Amendment	1
Warren	Twenty-third Amendment	1
Warren	Twenty-fourth Amendment	1
Warren	Twenty-fifth Amendment	1
Warren	Twenty-sixth Amendment	1
Warren	Twenty-seventh Amendment	1
Warren	Twenty-eighth Amendment	1
Warren	Twenty-ninth Amendment	1
Warren	Thirtieth Amendment	1
Warren	Thirty-first Amendment	1
Warren	Thirty-second Amendment	1
Warren	Thirty-third Amendment	1
Warren	Thirty-fourth Amendment	1
Warren	Thirty-fifth Amendment	1
Warren	Thirty-sixth Amendment	1
Warren	Thirty-seventh Amendment	1
Warren	Thirty-eighth Amendment	1
Warren	Thirty-ninth Amendment	1
Warren	Fortieth Amendment	1
Warren	Forty-first Amendment	1
Warren	Forty-second Amendment	1
Warren	Forty-third Amendment	1
Warren	Forty-fourth Amendment	1
Warren	Forty-fifth Amendment	1
Warren	Forty-sixth Amendment	1
Warren	Forty-seventh Amendment	1
Warren	Forty-eighth Amendment	1
Warren	Forty-ninth Amendment	1
Warren	Fiftieth Amendment	1

ABOUT THE DATASET

The dataset contains information about all United States Supreme Court cases that have been decided from 1953 to the 2013 term through the end of the 2013 term. Of the 400 topics in the West hierarchy, 200 appear in cases reported by the court for the time period. All are automatically connected with other topics. The data are hierarchical by court from the 10 member Justices in the Indiana University School of Law for non-commercial use. The dataset was automatically generated and categorized by topic. The dataset contains information about 7,000 cases which contain a combined total of 10,000 topics.

Data Elements:

- Case Name
- Chief Justice at Date of Issuance
- Chief Justice at West Issuance
- Complexity of topic from West
- Case Complexity of West from West


Visualization Software Tools:

- Topic, Network, TimeSeries

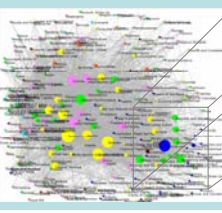
Analysis Objectives:

- To map the work of the Supreme Court based on the organization of cases, to best topics in Supreme Court cases.
- To visualize whether the categories and sub-categories of West's Order of the Law suggest the manner in which topics occur in cases.
- To understand trends in the evolution of the Court.
- To compare the topics assigned by West Court.

Extra Dataset - No Thresholding



Fisheye View of the Center of the Graph




This is an enlargement of the area around the center of the network. The nodes (cases) are color-coded by topic. The nodes are connected by lines representing relationships. The nodes are color-coded by topic. The nodes are connected by lines representing relationships. The nodes are color-coded by topic. The nodes are connected by lines representing relationships.

West Category by Court



Topic Frequency Over Entire Dataset



Warren Court Distribution of Topics



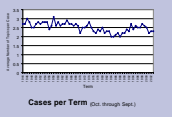
Crimes Category Extracted from Network



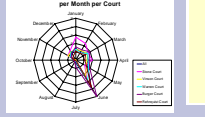
Remedies Category Extracted from Network



Average Topics per Case per Term



Average Number of Opinions Issued per Month per Court



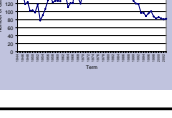
Rehnquist Court Distribution of Topics



Crimes plus Remedies Extracted from Network



Cases per Term



The Explosion of Civil Rights Litigation



TimeSearcher Reveals a Spike



Crimes Plus Remedies Edge Weight > 3



The graph on the left represents all Crimes and Remedies nodes with connections greater than an edge weight of three. It reveals how interconnected the nodes of Crimes and Remedies are. In fact, there is a large cluster of nodes in the Crimes and Remedies category. While the West Court of the Law with its broad categories and broad sub-categories may be one-dimensional of the law, the concentration of topics around the Crimes and Remedies category suggests that there is a strong conceptual link between these two categories. The graph on the right shows the same data but with nodes colored by topic. This visualization highlights the conceptual scheme of subjects like Crimes and Remedies in an otherwise abstract network visualization.